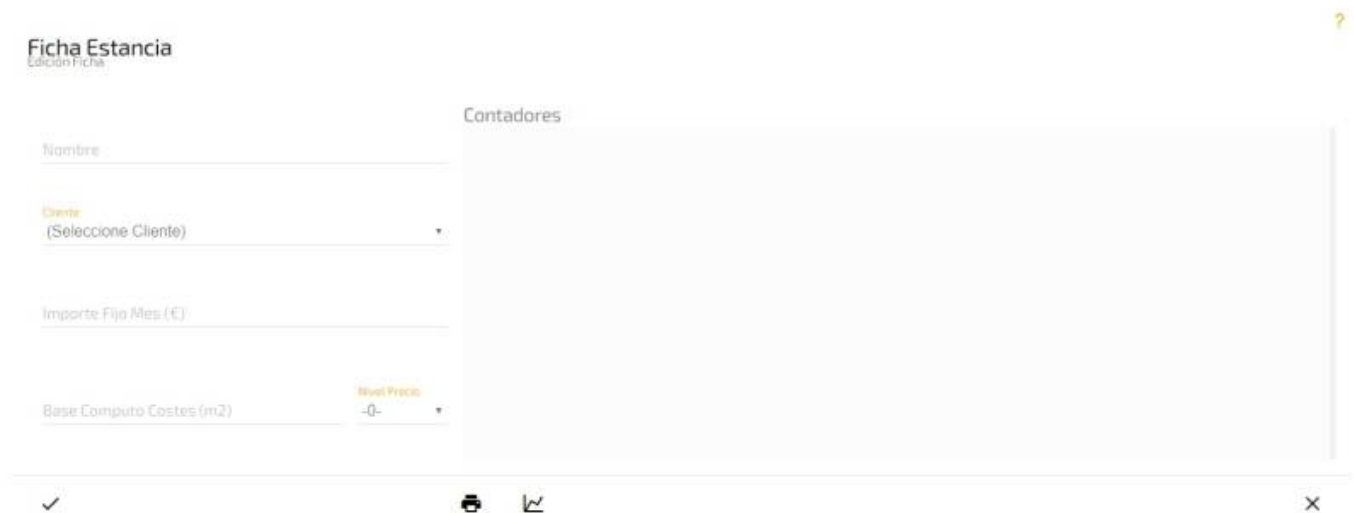


# Space Tab (Edit)

In this form we can edit the specifications of a space.



In the space we can name it, assign it to a client, determine the fixed amount per month if necessary, as well as the type of cost calculation base and its price level.

We can also assign meters to this space.

On the other hand, the form allows us:

- ✓ Validate
- 🖨️ Print a report of the data associated with all the meters assigned to said space.
- 📈 See the consumption graphs of the meters assigned to that space.
- ✕ And finally, exit the form without validating the data.

# Space Tab (Display)

In this form we can visualize the data of a stay, such as::

- Name of the Space.
- Client to whom the stpace is assigned.
- Fixed amount that is assigned monthly.
- Type of cost computation base and price level.

Space Tab

Client

---

Client Account (Month) (€)

180,00

---

Cost Computation Base (m2)

146,73

Price Level

€

---

Last Invoice

08/03/2020


---

Last Reading

27/04/2020 10:47:30

Counters





|                            | E.Eléctrica | 08/03/2020 | 27/04/2020 | Diff      |
|----------------------------|-------------|------------|------------|-----------|
| +                          |             |            |            |           |
| 0001.INPe25419090684.kwh,t |             | 228,57kwh  | 261,82kwh  | 33,25kwh  |
| 0001.INPe25419090686.kwh,t |             | 1,92kwh    | 1,92kwh    | 0,00kwh   |
| 0001.INPe25419090689.kwh,t |             | 1,13kwh    | 1,64kwh    | 509,24kwh |
| 0001.INPe25419090799.kwh,t |             | 0,33kwh    | 0,33kwh    | 0,00kwh   |
| 0001.INPe25419090822.kwh,t |             | 26,80kwh   | 32,63kwh   | 5,83kwh   |
| 0001.INPe25419090823.kwh,t |             | 0,00kwh    | 0,00kwh    | 0,00kwh   |
| 0001.INPe25719095520.kwh,t |             | 1,09kwh    | 2,03kwh    | 847,20kwh |
| Total                      |             | 2,48kwh    | 3,97kwh    | 1,50kwh   |

Also selecting  a menu is displayed with the meters assigned to that room, showing:

- The consumption of the meter invoiced last time.
- The meter consumption since the last invoice.
- The difference between the previous ones.
- And in addition to a totalizer if there are several meters assigned to the same room.

We can also assign meters to this space.

On the other hand, the form allows us:

-  Validate
-  Print a report of the data associated with all the meters assigned to said space.
-  See the consumption graphs of the meters assigned to that space.
-  And finally, exit the form without validating the data.

From: <http://doc.caixadesoft.com/> - **Documentación**

Permanent link: [http://doc.caixadesoft.com/doku.php?id=en:g002:rom\\_show&rev=1587978223](http://doc.caixadesoft.com/doku.php?id=en:g002:rom_show&rev=1587978223)

Last update: **27/04/2020 09:03**

